

# THE DAWN OF OUR NEW 20K SQ FT cGMP PRODUCTION FACILITY

Opening Q1/2012



## MORE NEW DEUTERIUM LABELED SPHINGOLIPIDS



D-erythro-sphingosine(D7)-1-phosphate  
Avanti Number 860659



Also in Stock:

D-erythro-sphingosine (D7)  
16:0 D31 SM



1-desoxymethylsphinganine (D5)

D-erythro-sphinganine (D7)  
16:0 D31 Ceramide

For references and more details of these products visit -  
[www.avantilipids.com](http://www.avantilipids.com) or Email us: [info@avantilipids.com](mailto:info@avantilipids.com)  
If you would like to receive Avanti's Newsletter every month please visit  
[www.avantilipids.com](http://www.avantilipids.com) > General Information > Monthly Newsletter.



**Avanti**<sup>®</sup>  
POLAR LIPIDS, INC.

# Avanti® Newsletter

## NEW ANTIBODY FOR ATHEROSCLEROSIS RESEARCH E06 Antibody Now Available

Avanti Number 330001



The E06 antibody is a murine monoclonal IgM natural antibody that binds to oxidized phospholipid and reacts with oxidized LDL, oxidized HDL and protein covalently modified by oxidized phospholipid. This antibody has been used to probe atherosclerotic plaque in mice, zebrafish, rabbits, monkeys and humans. It also binds to apoptotic cells, but not viable cells, and can be used in a variety of applications, including ELISA, immunohistochemistry and Western blot analysis, as well as for *in vivo* imaging with MRI techniques.

Avanti now provides high purity E06 from animal-free culture of hybridoma cells. Each batch is verified for activity and provided with detailed protocols for the above applications.

The E06 antibody was developed by Dr. Joseph Witztum at the University of California, San Diego using apolipoprotein E knock-out mice fed a high-fat diet for seven months.



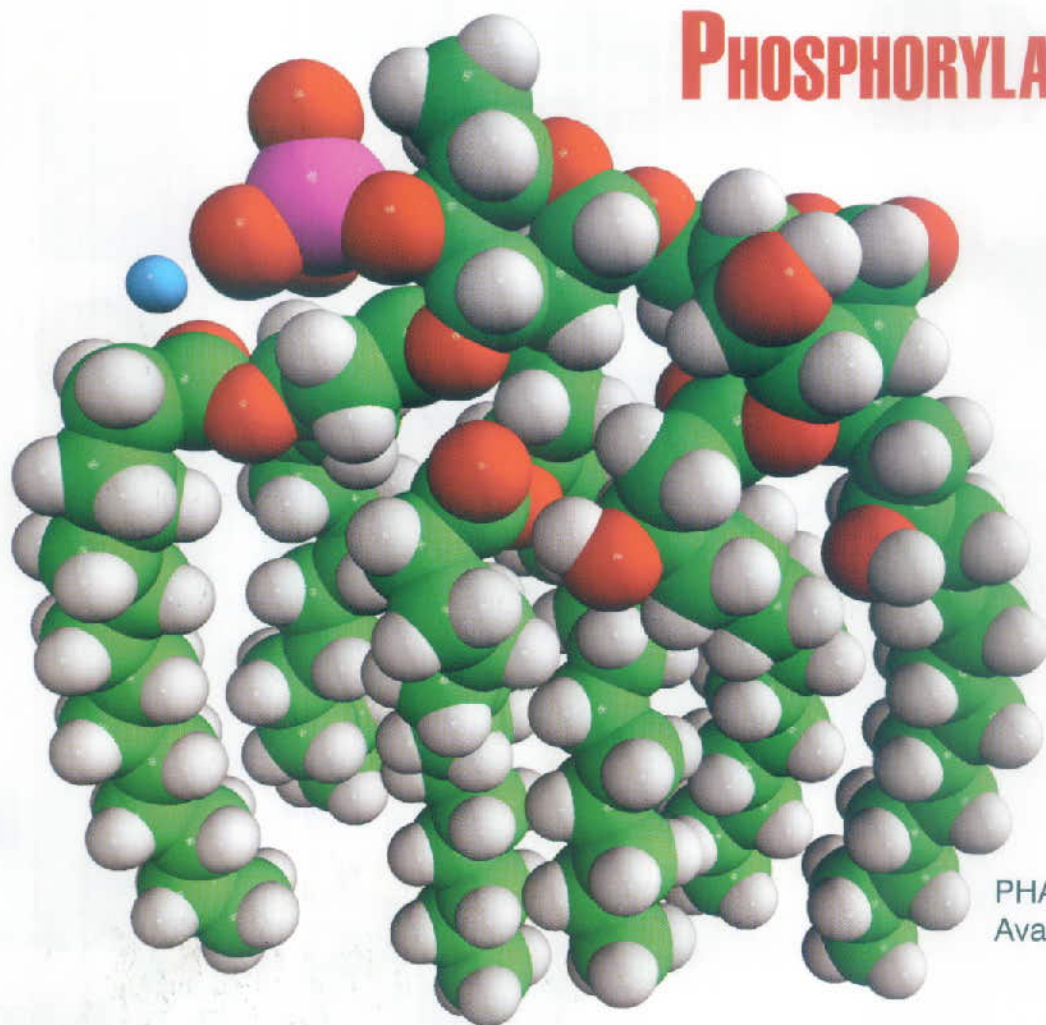
#88

**AVANTI FOR THE MS STANDARDS YOU CAN TRUST**

# THE NEW PHAD IN VACCINE TECHNOLOGY

## PHOSPHORYLATED HEXAACYL

## DISACCHARIDE




cGMP PHAD™  
also available in  
Bulk for  
Pharmaceutical  
Products  
Avanti Number  
770030

PHAD™  
Avanti Number 699800

- Lousada-Dietrich, S., Jogdand, P.S., Jepsen, S., Pinto, V.V., Ditlev, S.B., Christiansen, M., Larsen, S.O., Fox, C.B., Raman, V.S., Howard, R.F., Vedvick, T.S., Ireton, G., Carter, D., Reed, S.G., Theisen, M. (2011) A synthetic TLR4 agonist formulated in an emulsion enhances humoral and Type 1 cellular immune responses against GMZ2 - A GLURP-MSP3 fusion protein malaria vaccine candidate. *Vaccine* 29(17):3284-92
- Coler, R.N., S.L. Baldwin, N. Shaverdian, S. Bertholet, S.J. Reed, V.S. Raman, X. Lu, J. DeVos, K. Hancock, J.M. Katz, T.S. Vedvick, M.S. Duthie, C.H. Clegg, N. Van Hoveven, and S.G. Reed. (2010). A synthetic adjuvant to enhance and expand immune responses to influenza vaccines. *PLoS One* 5:e13677
- Coler, R.N., Bertholet, S., Moutaftsi, M., Guderian, J.A., Windish, H.P., Baldwin, S.L., Laughlin, E.M., Duthie, M.S., Fox, C.B., Carter, D., Friede, M., Vedvick, T.S., Reed, S.G. (2011) Development and characterization of synthetic glucopyranosyl lipid adjuvant system as a vaccine adjuvant. *PLoS One* 6:e16333.
- Fox, C.B., Friede, M., Reed, S.G., Ireton, G.C. (2010) Synthetic and natural TLR4 agonists as safe and effective vaccine adjuvants. *Subcell Biochem.* 53:303-21.
- Anderson, R.C., Fox, C.B., Dutill, T.S., Shaverdian, N., Evers, T.L., Poshusta, G.R., Chesko, J., Coler, R.N., Friede, M., Reed, S.G., Vedvick, T.S. (2010) Physicochemical characterization and biological activity of synthetic TLR4 agonist formulations. *Colloids Surf B Biointerfaces.* 75:123-32.

For references and more details of these products visit -  
[www.avantilipids.com](http://www.avantilipids.com) or Email us: [info@avantilipids.com](mailto:info@avantilipids.com)

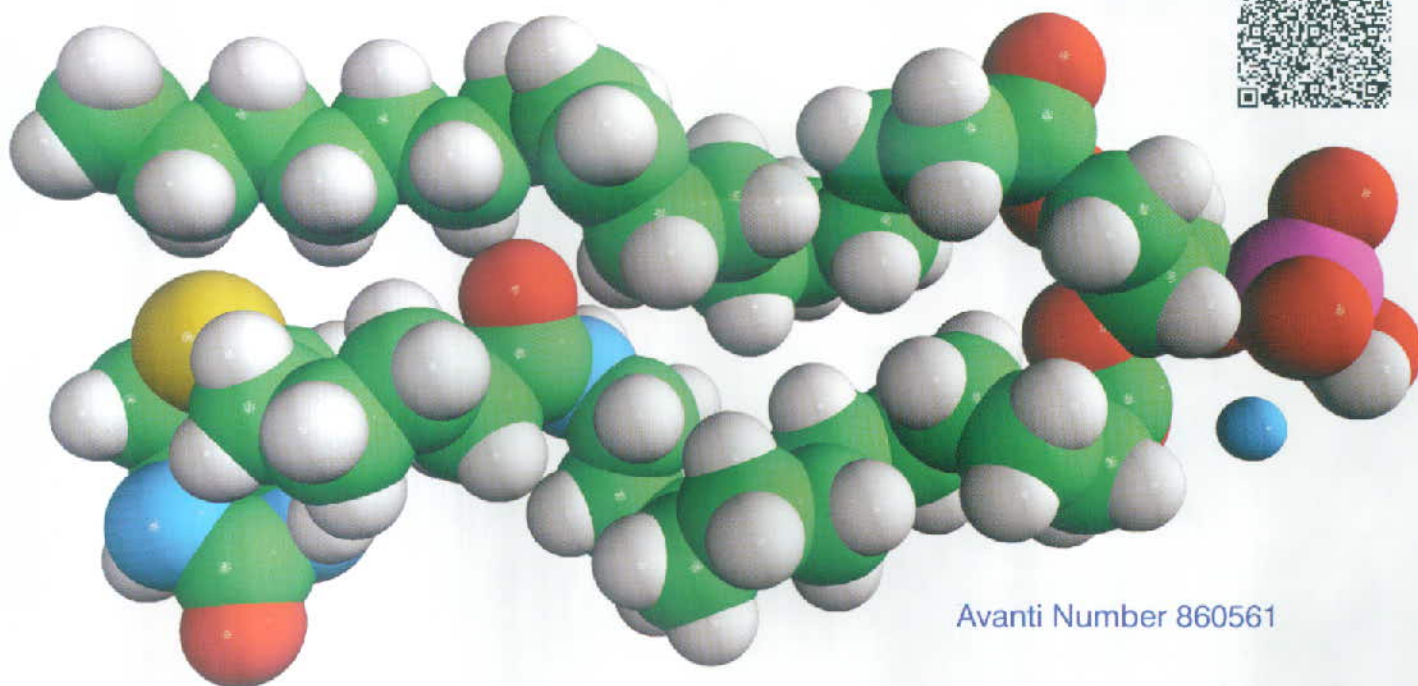
If you would like to receive Avanti's Newsletter every month please visit  
[www.avantilipids.com](http://www.avantilipids.com) > General Information > Monthly Newsletter.



**Avanti**®  
POLAR LIPIDS, INC.

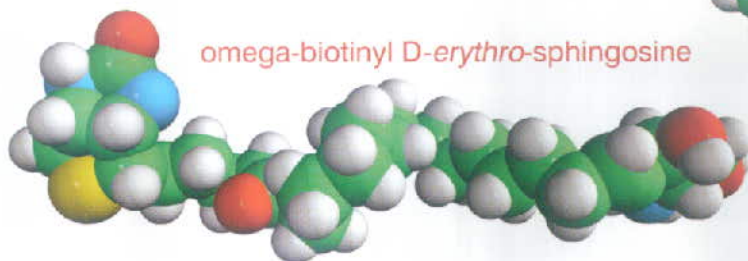
## NEW BIOTINYLATED LIPID

18:1-12:0 Biotin PA

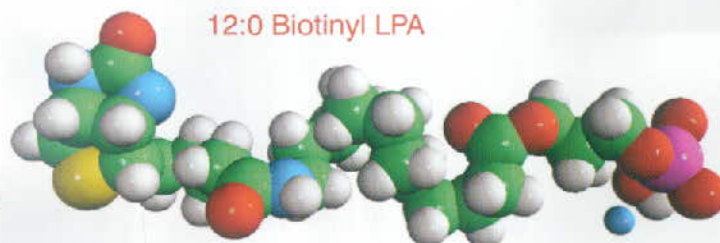


Avanti Number 860561

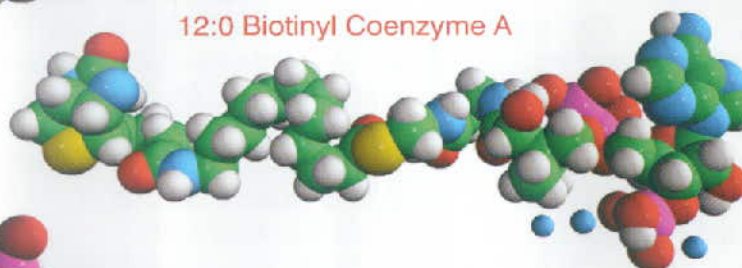
Also in Stock:



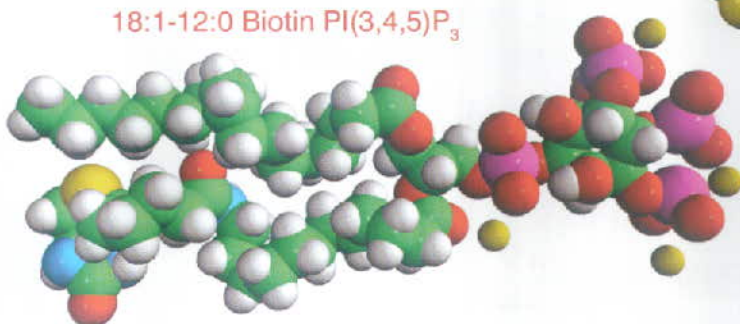
omega-biotinyl D-erythro-sphingosine



12:0 Biotinyl LPA



12:0 Biotinyl Coenzyme A



18:1-12:0 Biotin PI(3,4,5)P<sub>3</sub>

Omega-Biotinyl D-erythro-S-1-P  
12:0 N-Biotinyl Fatty Acid, 12:0 Biotinyl MG  
18:1-12:0 Biotinyl DG, 18:1-12:0 Biotin PS  
18:1-12:0 Biotin PE, 18:1-12:0 Biotin CA